Multiple District 23

As of October 2026 Cumulative

Year	New Clubs	Dropped Clubs	Gain/ Loss Clubs	New Members	Charter Members	Reinstate Members	Transfer Members	Total Member Added	Total Members Dropped	Gain/ Loss Members
2022-2023	2	3	-1	447	80	16	31	574	642	-68
2023-2024	1	5	-4	427	20	19	33	499	553	-54
2024-2025	7	0	7	422	166	35	20	643	474	169
2025-2026	6	4	2	419	142	33	20	614	708	-94
2026-2027	0	0	0	81	5	14	10	110	126	-16
Average	**3**	**2**	**1**	**359**	**83**	**23**	**23**	**488**	**501**	**-13**

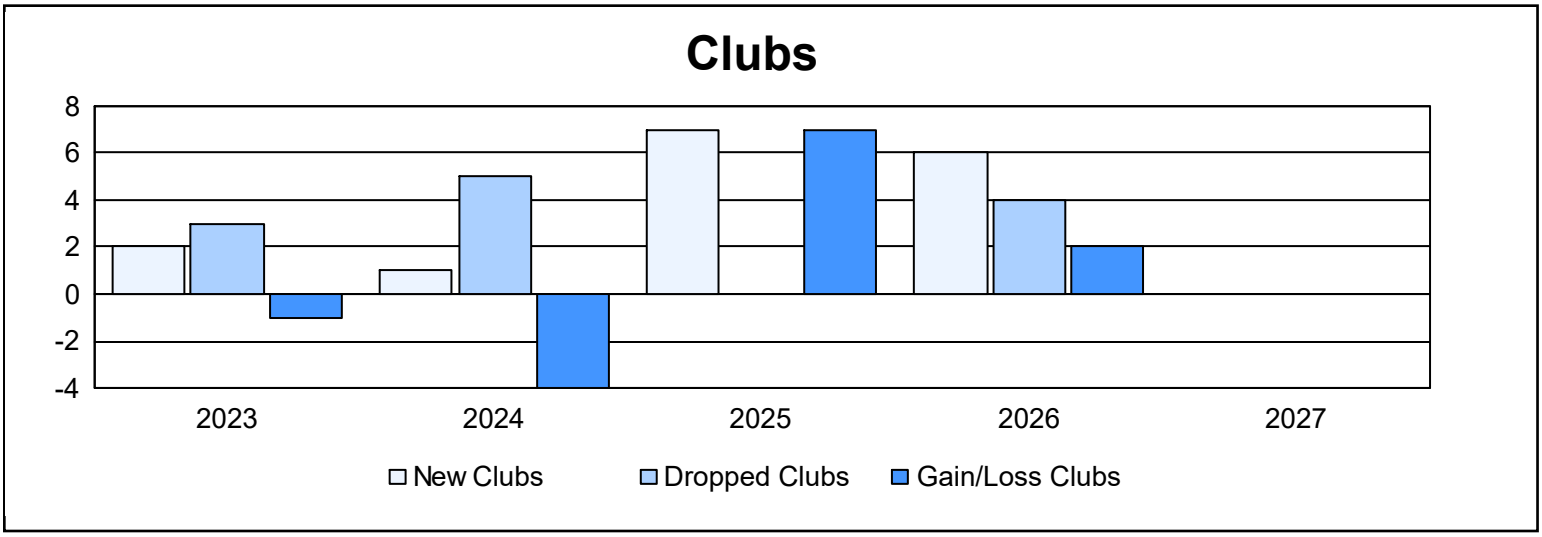

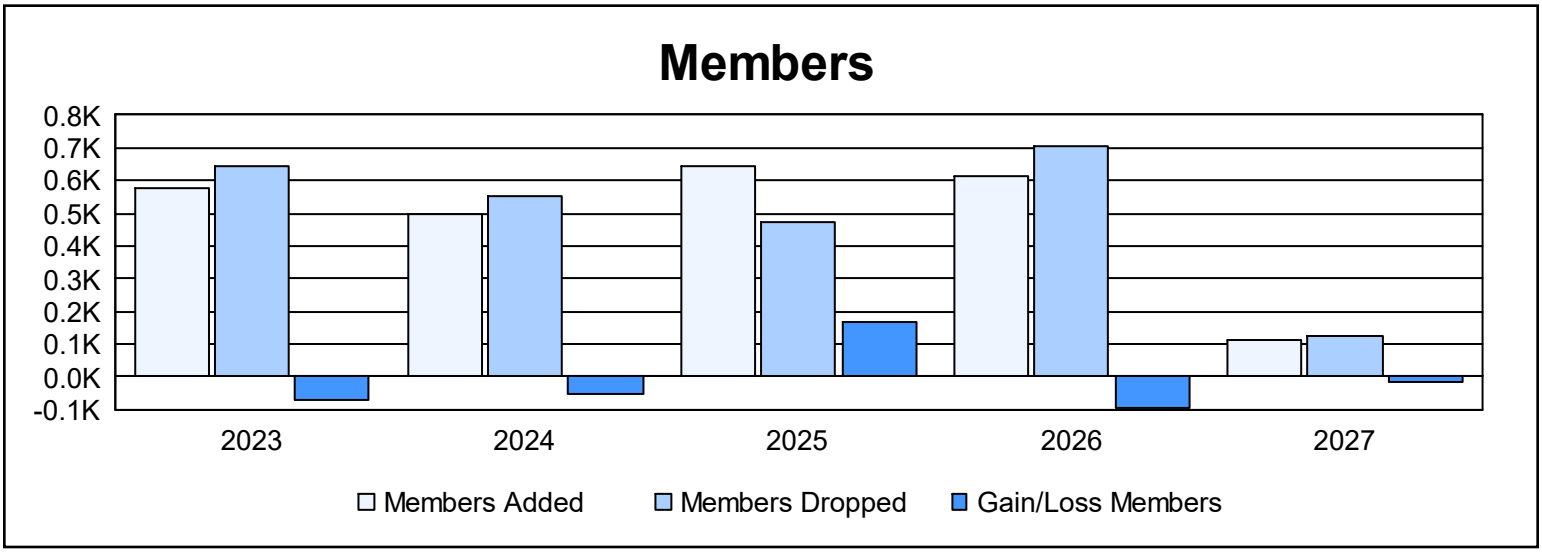

Membership Composition

October 2026 Cumulative

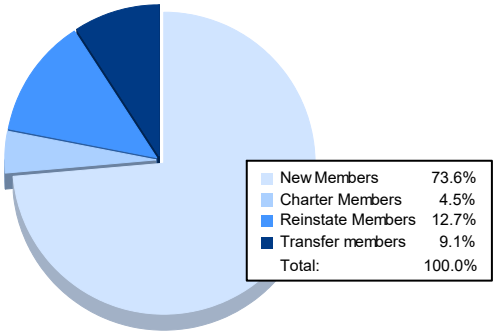

New Members	73.6%
Charter Members	4.5%
Reinstate Members	12.7%
Transfer members	9.1%
Total:	100.0%

Gender Composition

October 2026 Cumulative

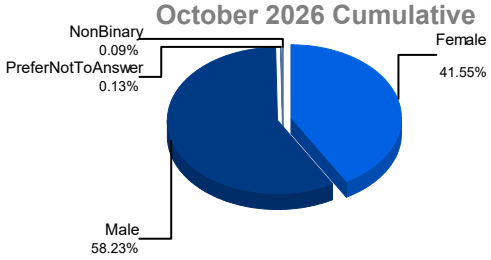

Female	41.55%
Male	58.23%
PreferNotToAnswer	0.13%
NonBinary	0.09%
Total:	100.00%